

GreenTriplex PM245P00

Multi-Crystalline
Photovoltaic Module



240W
260W

Power Range

240 ~ 260 Wp



Highly Strengthened Design

Module complies with advanced loading tests to meet 5400 Pa loading requirements



IP-67 Rated Junction Box

Advanced water and dust proof level



Flammability Test

Low ignitability ensuring fire safety



Anti-Reflection Coated Glass

Anti-reflective surface enhances the power performance



PID-Free



Resistance to Salt Corrosion and Humidity

Module complies with IEC 61701: Salt Mist Corrosion Testing



Ammonia Test

Reliable in ammonia rich environment



BenQ
Solar

Green Triplex PM245P00 (240 ~ 260 Wp)

Electrical Data

Typ. Nominal Power P_N	240 W	245 W	250 W	255 W	260 W
Typ. Module Efficiency	14.9%	15.2%	15.5%	15.8%	16.1%
Typ. Nominal Voltage V_{mp} (V)	29.9	30.3	30.6	30.8	31.2
Typ. Nominal Current I_{mp} (A)	8.03	8.09	8.17	8.28	8.34
Typ. Open Circuit Voltage V_{OC} (V)	37.0	37.2	37.4	37.6	37.7
Typ. Short Circuit Current I_{SC} (A)	8.58	8.64	8.69	8.76	8.83
Maximum Tolerance of P_N	0 / +3%				

- * Above data are the effective measurement at Standard Test Conditions (STC)
- * STC: irradiance 1000 W/m², spectral distribution AM 1.5, temperature 25 ± 2 °C, in accordance with EN 60904-3
- * The given electrical data are nominal values which account for basic measurements and manufacturing tolerances of ±10%, with the exception of P_N . The classifications is performed according to P_N

Temperature Coefficient

NOCT	46 ± 2 °C
Typ. Temperature Coefficient of P_N	-0.44 % / K
Typ. Temperature Coefficient of V_{OC}	-0.32 % / K
Temperature Coefficient of I_{SC}	0.04 % / K

- * NOCT: Normal Operation Cell Temperature, measuring conditions: irradiance 800 W/m², AM 1.5, air temperature 20 °C, wind speed 1 m/s

Mechanical Characteristics

Dimensions (L x W x H)	1639 x 983 x 40 mm (64.53 x 38.70 x 1.57 in)
Weight	18.5 kg (40.79 lbs)
Front Glass	High transparent solar glass (tempered), 3.2 mm (0.13 in)
Cell	60 multicrystalline solar cells, 156 x 156 mm (6 x 6 in)
Cell Encapsulation	EVA
Back Sheet	Composite film
Frame	Anodized aluminum frame
Junction Box	IP-67 rated with 3 bypass diodes
Connector Type & Cables	TE Connectivity PV4: 1 x 4 mm ² (0.04 x 0.16 in ²), Length: each 1.0 m (39.37 in) YUKITA YS-254/YS-255: 1 x 4 mm ² (0.04 x 0.16 in ²), Length: each 1.065 m (41.93 in)

Operating Conditions

Operating Temperature	-40 ~ +85 °C
Ambient Temperature Range	-40 ~ +45 °C
Max. System Voltage IEC/UL	1000 V / 1000 V
Serial Fuse Rating	15 A
Maximum Surface Load Capacity	Tested up to 5400 Pa according to IEC 61215 (advanced test)

Warranties and Certifications

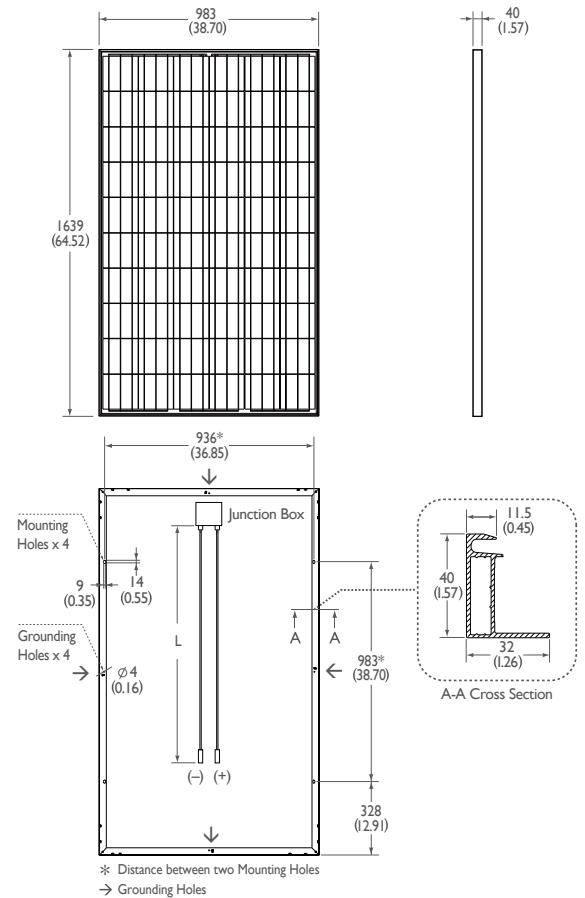
Product Warranty	Maximum 10 years for material and workmanship
Performance Guarantee	Guaranteed linear degradation to 80% for 25 years *1
Certifications	According to IEC/EN 61215, IEC/EN 61730 and UL 1703 guidelines *2

- *1: Please refer to warranty letter for detail
- *2: Please confirm other certifications with official dealers

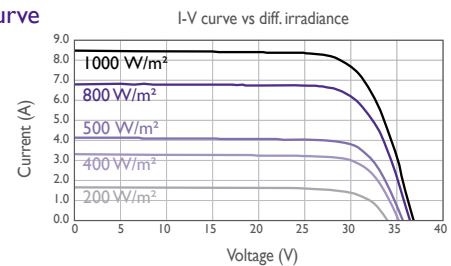
Packing Configuration

Container	20' GP	40' GP	40' HQ
Pieces per Pallet	26	26	26
Pallets per Container	6	14	28
Pieces per Container	156	364	728


Dimensions mm (inch)



I-V Curve



Current/voltage characteristics with dependence on irradiance and module temperature.



AU Optronics Corporation

No. 1, Li-Hsin Rd. 2, Hsinchu Science Park, Hsinchu 30078, Taiwan
Tel: +886-3-500-8899 www.BenQSolar.com



BenQ Solar is a division of AU Optronics This datasheet is printed with Soy Ink
© Copyright July 2014 AU Optronics Corp. All rights reserved. Information may change without notice.



BenQ
Solar