

# SunForte PM096B00

Mono-Crystalline  
Photovoltaic Module



20%  
EFF.

320W  
330W

**Power Range**  
320 ~ 330 Wp



**Highly Strengthened Design**

Module complies with advanced loading tests to meet 5400 Pa loading requirements



**Resistance to Salt Corrosion and Humidity**

Module complies with IEC 61701: Salt Mist Corrosion Testing



**Back Contact Cells**

No string in the front side enhances light conversion space



**IP-67 Rated Junction Box**

Advanced water and dust proof level



**Transformer less**

Validates the compatibility with transformer-less inverters at high system voltage.



**PID-Free**



**Anti-Reflection Coated Glass**

Anti-reflective surface enhances the power performance



BenQ  
Solar

# SunForte PM096B00 (320 ~ 330 W<sub>p</sub>)

## Electrical Data

Typ. Nominal Power P <sub>N</sub>	320 W	325 W	327 W	330 W
Typ. Module Efficiency	19.6%	19.9%	20.1%	20.3%
Typ. Nominal Voltage V <sub>mp</sub> (V)	54.7	54.7	54.7	54.7
Typ. Nominal Current I <sub>mp</sub> (A)	5.86	5.94	5.98	6.04
Typ. Open Circuit Voltage V <sub>oc</sub> (V)	64.8	64.9	64.9	64.9
Typ. Short Circuit Current I <sub>sc</sub> (A)	6.27	6.39	6.46	6.52
Maximum Tolerance of P <sub>N</sub>	0 / +3%			

- Above data are the effective measurement at Standard Test Conditions (STC)
- STC: irradiance 1000 W/m<sup>2</sup>, spectral distribution AM 1.5, temperature 25 ± 2 °C, in accordance with EN 60904-3
- The given electrical data are nominal values which account for basic measurements and manufacturing tolerances of ±10%, with the exception of P<sub>N</sub>. The classification is performed according to P<sub>N</sub>.

## Temperature Coefficient

NOCT	45 ± 2 °C
Typ. Temperature Coefficient of P <sub>N</sub>	-0.38 % / K
Typ. Temperature Coefficient of V <sub>oc</sub>	-0.27 % / K
Temperature Coefficient of I <sub>sc</sub>	0.06 % / K

- NOCT: Normal Operation Cell Temperature, measuring conditions: irradiance 800 W/m<sup>2</sup>, AM 1.5, air temperature 20 °C, wind speed 1 m/s

## Mechanical Characteristics

Dimensions (L x W x H)	1559 x 1046 x 46 mm (61.38 x 41.18 x 1.81 in)
Weight	18.6 kg (41.0 lbs)
Front Glass	High transmission tempered glass with AR-Tech, 3.2 mm (0.13 in)
Cell	96 high efficiency back contact cells, 125 x 125 mm (5 x 5 in)
Back Sheet	Composite film
Frame	Anodized aluminum frame
Junction Box	IP-67 rated with 3 bypass diodes
Connector Type & Cables	TE Connectivity PV4: 1 x 4 mm <sup>2</sup> (0.04 x 0.16 in <sup>2</sup> ), Length: each 1.0 m (39.37 in)

## Operating Conditions

Operating Temperature	-40 ~ +80 °C
Ambient Temperature Range	-40 ~ +45 °C
Max. System Voltage IEC	1000 V
Serial Fuse Rating	20A
Maximum Surface Load Capacity	Tested up to 5400 Pa according to IEC 61215 (advanced test)

## Warranties and Certifications

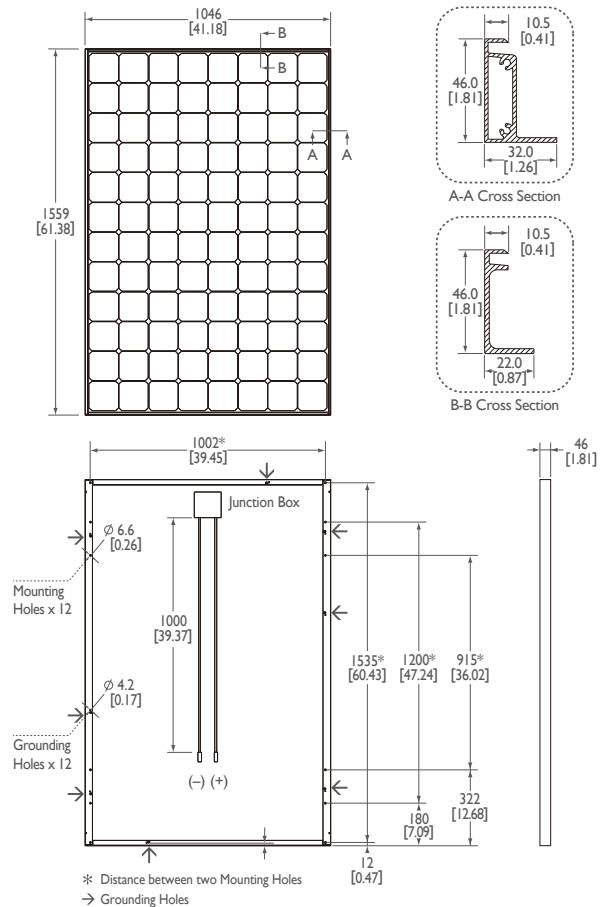
Product Warranty	Maximum 10 years for material and workmanship
Performance Guarantee	Guaranteed output of 95% for 5 years and linear degradation to 87% for 25 years
Certifications	According to IEC/EN 61215 and IEC/EN 61730 guidelines *

- \* Please confirm other certifications with official dealers

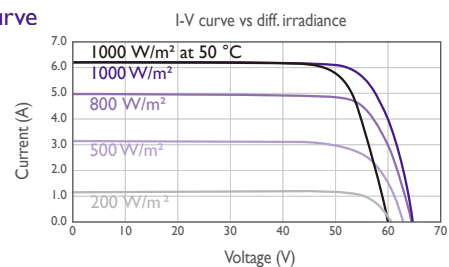
## Packing Configuration

Container	20' GP	40' GP	40' HQ
Pieces per pallet	22	22	22
Pallets per container	6	14	28
Pieces per container	132	308	616


## Dimensions mm [inch]



## I-V Curve



Current/voltage characteristics with dependence on irradiance and module temperature.



## AU Optronics Corporation

No. 1, Li-Hsin Rd. 2, Hsinchu Science Park, Hsinchu 30078, Taiwan  
Tel: +886-3-500-8899 www.BenQSolar.com



BenQ Solar is a division of AU Optronics This datasheet is printed with Soy Ink  
© Copyright October 2014 AU Optronics Corp. All rights reserved. Information may change without notice.



BenQ  
Solar