

PVI-5000-TL PVI-6000-TL

GENERAL SPECIFICATIONS OUTDOOR MODELS

Designed for residential and small commercial PV installations, this inverter fills a specific niche in the Aurora product line to cater for those installations producing between 5kW and 20kW.

This inverter has all the usual Aurora benefits, including dual input section to process two strings with independent MPPT, high speed and precise MPPT algorithm for real-time power tracking and energy harvesting, as well as transformerless operation for high performance efficiencies of up to 97.0%.

The wide input voltage range makes the inverter suitable to low power installations with reduced string size. This outdoor inverter has been designed as a completely sealed unit to withstand the harshest environmental conditions.

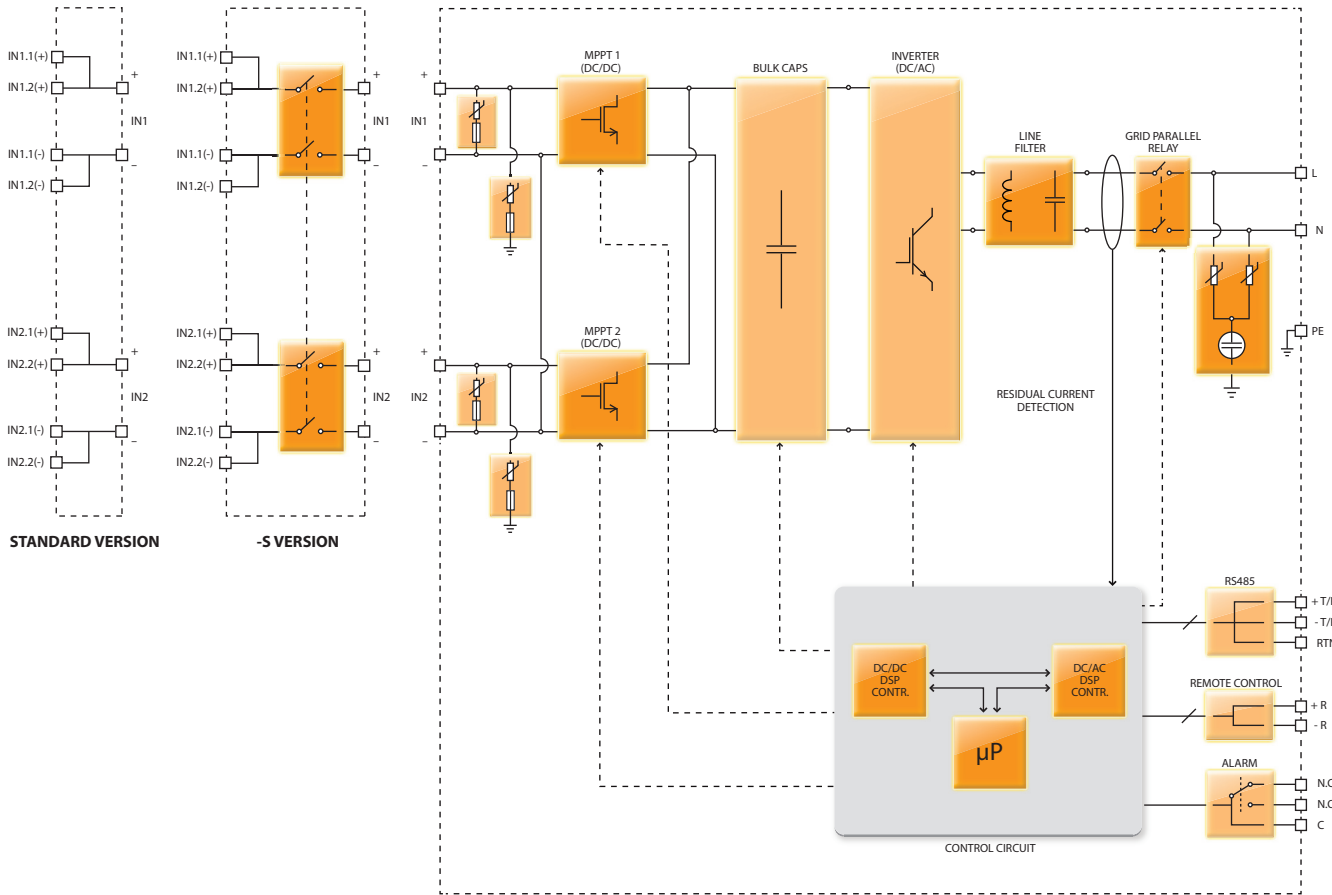


AURORA UNO
TRIO

Features

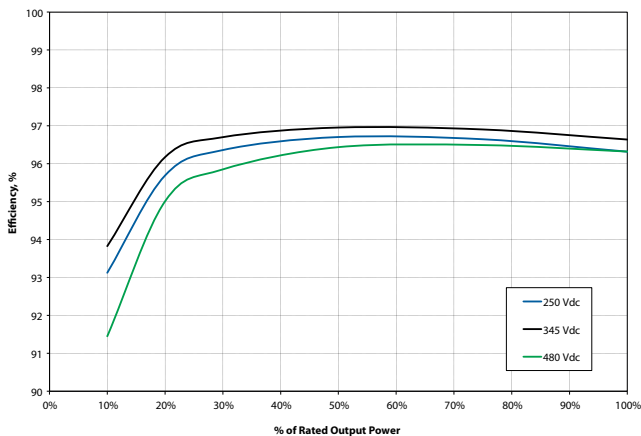
- Each inverter is set on specific grid codes which can be selected in the field
- Single phase output
- Dual input sections with independent MPP tracking, allows optimal energy harvesting from two sub-arrays oriented in different directions
- Wide input range
- High speed and precise MPPT algorithm for real time power tracking and improved energy harvesting
- Flat efficiency curves ensure high efficiency at all output levels ensuring consistent and stable performance across the entire input voltage and output power range
- Outdoor enclosure for unrestricted use under any environmental conditions
- RS-485 communication interface (for connection to laptop or datalogger)
- Compatible with PVI-RADIOMODULE for wireless communication with Aurora PVI-DESKTOP

BLOCK DIAGRAM OF PVI-5000-TL-OUTD AND PVI-6000-TL-OUTD

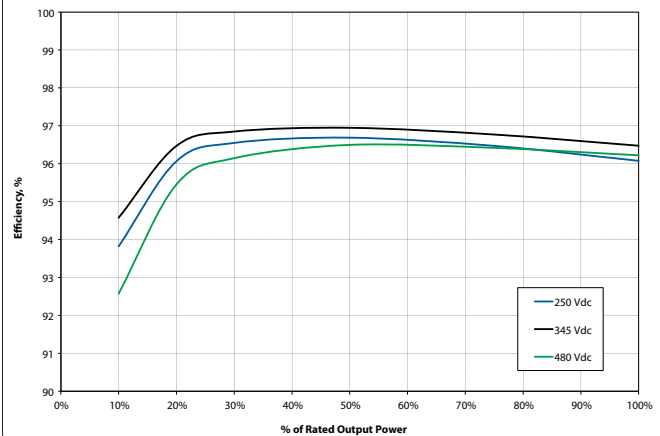


Block Diagram and Efficiency Curves

PVI-5000-TL-OUTD



PVI-6000-TL-OUTD



PARAMETER	PVI-5000-TL-OUTD	PVI-6000-TL-OUTD
Input Side		
Absolute Maximum DC Input Voltage ($V_{max,abs}$)	600 V	600 V
Start-up DC Input Voltage (V_{start})	200 V (adj. 120...350 V)	200 V (adj. 120...350 V)
Operating DC Input Voltage Range ($V_{dcmin}...V_{dcmax}$)	$0.7 \times V_{start}...580$ V	$0.7 \times V_{start}...580$ V
Rated DC Input Power (P_{dcr})	4800 W	6200 W
Number of Independent MPPT	2	2
Maximum DC Input Power for each MPPT ($P_{MPPTmax}$)	4000 W	4000 W
DC Input Voltage Range with Parallel Configuration of MPPT at P_{acr}	150...530 V	180...530 V
DC Power Limitation with Parallel Configuration of MPPT	Linear Derating From MAX to Null [$530V \leq V_{MPPT} \leq 580V$]	Linear Derating From MAX to Null [$530V \leq V_{MPPT} \leq 580V$]
DC Power Limitation for each MPPT with Independent Configuration of MPPT at P_{acr} , max unbalance example	4000 W [$220V \leq V_{MPPT} \leq 530V$] the other channel: $P_{dcr} - 4000W$ [$90V \leq V_{MPPT} \leq 530V$]	4000 W [$220V \leq V_{MPPT} \leq 530V$] the other channel: $P_{dcr} - 4000W$ [$120V \leq V_{MPPT} \leq 530V$]
Maximum DC Input Current (I_{dmax}) / for each MPPT ($I_{MPPTmax}$)	36.0 A / 18.0 A	36.0 A / 18.0 A
Maximum Input Short Circuit Current for each MPPT	22.0 A	22.0 A
Number of DC Inputs Pairs for each MPPT	2	2
DC Connection Type	Tool Free PV Connector WM / MC4	Tool Free PV Connector WM / MC4
Input Protection		
Reverse Polarity protection	Yes, from limited current source	Yes, from limited current source
Input Over Voltage Protection for each MPPT - Varistor	2	2
Photovoltaic Array Isolation Control	According to local standard	According to local standard
DC Switch Rating for each MPPT (Version with DC switch)	25 A / 600 V	25 A / 600 V
Output Side		
AC Grid Connection Type	Single phase	Single phase
Rated AC Power (P_{acr})	5000 W	6000 W
Maximum AC Output Power (P_{acmax})	5000 W	6000 W
Rated AC Grid Voltage (V_{acr})	230 V	230 V
AC Voltage Range	180...264 V ⁽¹⁾	180...264 V ⁽¹⁾
Maximum AC Output Current ($I_{ac,max}$)	25.0 A	30.0 A
Rated Output Frequency (f_r)	50 Hz	50 Hz
Output Frequency Range ($f_{min}...f_{max}$)	47...53 Hz ⁽²⁾	47...53 Hz ⁽²⁾
Nominal Power Factor ($\cos\phi_{i,acr}$)	> 0.995 (adj. ± 0.9) ⁽³⁾	> 0.995 (adj. ± 0.9) ⁽³⁾
Total Current Harmonic Distortion	< 3.5%	< 3.5%
AC Connection Type	Terminal block	Terminal block
Output Protection		
Anti-Islanding Protection	According to local standard	According to local standard
Maximum AC Overcurrent Protection	32.0 A	40.0 A
Output Overvoltage Protection - Varistor	2 (L - N / L - PE)	2 (L - N / L - PE)
Operating Performance		
Maximum Efficiency (η_{max})	97.0%	97.0%
Weighted Efficiency (EURO/CEC)	96.4% / -	96.4% / -
Feed In Power Threshold	10.0 W	10.0 W
Stand-by Consumption	< 8.0 W	< 8.0 W
Communication		
Wired Local Monitoring	PVI-USB-RS232_485 (opt.), PVI-DESKTOP (opt.)	PVI-USB-RS232_485 (opt.), PVI-DESKTOP (opt.)
Remote Monitoring	PVI-AEC-EVO (opt.), AURORA-UNIVERSAL (opt.)	PVI-AEC-EVO (opt.), AURORA-UNIVERSAL (opt.)
Wireless Local Monitoring	PVI-DESKTOP (opt.) with PVI-RADIOMODULE (opt.)	PVI-DESKTOP (opt.) with PVI-RADIOMODULE (opt.)
User Interface	16 characters x 2 lines LCD display	16 characters x 2 lines LCD display
Environmental		
Ambient Temperature Range	-25...+60°C (-13...+ 140°F)	-25...+60°C (-13...+ 140°F) with derating above 50°C (122°F)
Relative Humidity	0...100% condensing	0...100% condensing
Noise Emission	<50 dB(A) @ 1 m	<50 dB(A) @ 1 m
Maximum Operating Altitude without Derating	2000 m / 6560 ft	2000 m / 6560 ft
Physical		
Environmental Protection Rating	IP 65	IP 65
Cooling	Natural	Natural
Dimension (H x W x D)	810mm x 325mm x 218mm / 31.9" x 12.8" x 8.6"	810mm x 325mm x 218mm / 31.9" x 12.8" x 8.6"
Weight	< 26.0 kg / 57.3 lb	< 26.0 kg / 57.3 lb
Mounting System	Wall bracket	Wall bracket
Safety		
Isolation Level	Transformerless	Transformerless
Marking	CE	CE
Safety and EMC Standard	EN 50178, AS/NZS3100, AS/NZS 60950, EN61000-6-1, EN61000-6-3, EN61000-3-11, EN61000-3-12	EN 50178, AS/NZS3100, AS/NZS 60950, EN61000-6-1, EN61000-6-3, EN61000-3-11, EN61000-3-12
Grid Standard	Enel Guideline (CEI 0-21 + Attachment A70 Terna) ⁽³⁾ , VDE 0126-1-1, G59/2, EN 50438, RD1663, AS 4777	Enel Guideline (CEI 0-21 + Attachment A70 Terna) ⁽³⁾ , VDE 0126-1-1, G59/2, EN 50438, RD1663, AS 4777
Available Products Variants		
Standard	PVI-5000-TL-OUTD	PVI-6000-TL-OUTD
With DC Switch	PVI-5000-TL-OUTD-S	PVI-6000-TL-OUTD-S

1. The AC voltage range may vary depending on specific country grid standard

2. The Frequency range may vary depending on specific country grid standard

3. Since their applicability dates

Remark. Features not specifically listed in the present data sheet are not included in the product



www.power-one.com

Power-One Renewable Energy Worldwide Sales Offices

<u>Country</u>	<u>Name/Region</u>	<u>Telephone</u>	<u>Email</u>
Australia	Asia Pacific	+61 2 9735 3111	sales.australia@power-one.com
China (Shenzhen)	Asia Pacific	+86 755 2988 5888	sales.china@power-one.com
China (Shanghai)	Asia Pacific	+86 21 5505 6907	sales.china@power-one.com
India	Asia Pacific	+65 6896 3363	sales.india@power-one.com
Singapore	Asia Pacific	+65 6896 3363	sales.singapore@power-one.com
Belgium / The Netherlands / Luxembourg	Europe	+32 2 206 0338	sales.belgium@power-one.com
France	Europe	+33 (0) 141 796 140	sales.france@power-one.com
Germany	Europe	+49 7641 955 2020	sales.germany@power-one.com
Italy	Europe	00 800 00287672 Opt. n°5	sales.italy@power-one.com
Spain	Europe	+34 91 879 88 54	sales.spain@power-one.com
United Kingdom	Europe	+44 1903 823 323	sales.UK@power-one.com
Dubai	Middle East	+971 50 100 4142	sales.dubai@power-one.com
Canada	North America	+1 877 261-1374	sales.canada@power-one.com
USA East	North America	+1 877 261-1374	sales.usaeast@power-one.com
USA Central	North America	+1 877 261-1374	sales.usacentral@power-one.com
USA West	North America	+1 877 261-1374	sales.usawest@power-one.com